



Name: _____ 'S

Home Learning Pack: Study Skills



Home Learning Pack: Study Skills

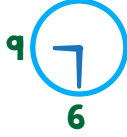
Without the structure of the regular school day, it can be difficult for pupils to plan their time and stay focused. These resources are aimed at children in Key Stage Two and above to help them develop independent study skills such as time management, research, recording information and reflecting on learning.

Resource	How to use
What time is it?	Revise how to tell the time. Compare to digital times and discuss the importance of time management.
Days of the Week	Review the days of the week. Put into the correct order. Use to make a weekly timetable.
My Calendar	Fill in the dates for the week. Fill in any fun activities you have planned. Explain the importance of making sure you play and have fun as well as study.
Activities Tracker	Choose three educational/helpful activities together that you would like to focus on this week. You can add your own ideas at the bottom of the table. Your child can colour in a box every time they complete an activity. Use the scoresheet to work out points and bonuses. Set a realistic target for the weekly total and negotiate a reward or celebration for reaching the target.
My Daily Planner	Ask your child to spend ten minutes in the morning using this to plan work for the day. Note down tasks to complete. Record the time it takes to complete them. Negotiate a reward for completion of a certain number of tasks. This could be ten minutes of a game, a quick video, a snack... Your child can colour in the water glasses as they drink water to help them remember to hydrate. We recommend keeping these daily planners to show your child's teacher to help them judge the amount of work set.
My New Words	Encourage your child to use this as they study. Record new words. In the 'How will I remember this?' column, your child can use it in a sentence, draw a picture, write similar words, write a short poem etc.
Topic Summary	Use this tool to record key information from a topic. Your child can write down questions they want to ask their teacher later.
My Home Learning Reflection	Ask your child to spend ten minutes at the end of the day reflecting on what they have achieved and learned. We recommend you keep these reflections to show your child's teacher to help keep track of your child's understanding and emotional health.
Fake News	This resource gives a brief overview of the topic of fake news. Ask your child to read it and complete the comprehension questions. Discuss the questions and use this to help prepare your child for doing online research.
Online Research	Use this tool to help your child focus their online research and record notes from different websites. Discuss the importance of choosing useful key phrases to search and review why it is a good idea to look at multiple websites.

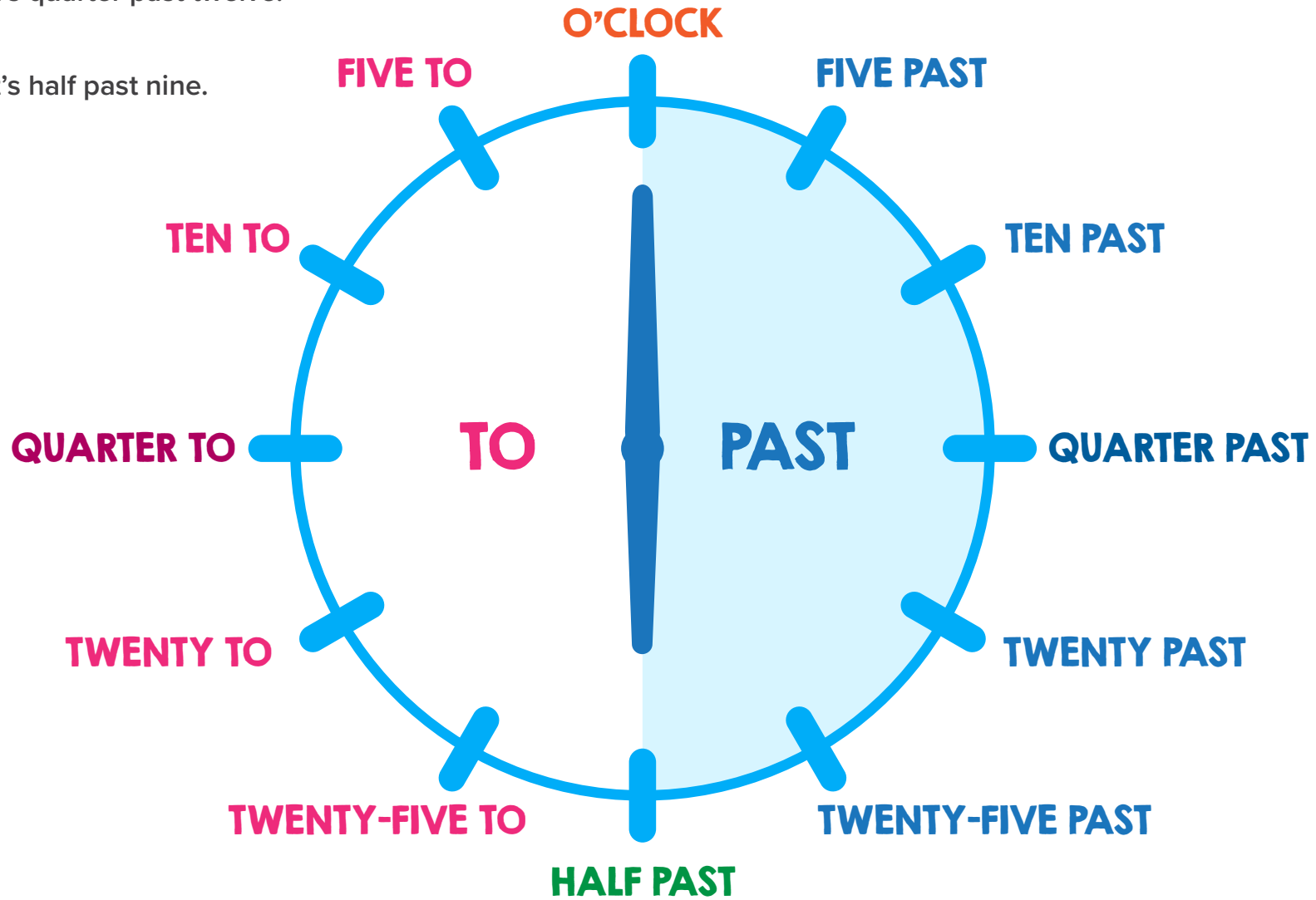
WHAT TIME IS IT?



It's quarter past twelve.




It's half past nine.



DAYS OF THE WEEK

Home, Time & Leisure - Beginners (KS1/2)




Wednesday



Tuesday



Monday



Saturday



Friday



Sunday



Thursday

MY CALENDAR

MONDAY

TUESDAY

WEDNESDAY

THURSDAY

NOTES

FRIDAY

SATURDAY

SUNDAY



ACTIVITIES TRACKER

Colour in a box every time you do an activity. You can add other activities at the bottom of the table. At the end of the week, work out your total weekly points and show your parents or carers. Can you beat your weekly total next week?

	Mon	Tue	Wed	Thu	Fri	Sat	Sun
Read a book							
Help make dinner							
Do exercise							
Tidy my room							
Watch an educational video							
Listen to an educational podcast							
Practise singing or learning an instrument							
Learn a dance routine							
Help my brother or sister with school-work							



Box Bonus
10 points



Daily Bonus
100 points



Row Bonus
50 points



I of Each Bonus
20 points



WEEKLY ACTIVITIES SCORE SHEET

Win 10 points for each box you colour in. Choose three activities to focus on and try to win bonus points!

Daily Bonus: Complete the same activity every day (100 points)

3 in a Row Bonus: Complete an activity three days in a row (50 points)

1 of Each Bonus: Complete all three activities on the same day (20 points)

Look at the activities tracker.


Step 1: Fill in the 'Number' column with the number of times you've completed each challenge.

Step 2: Multiply the 'Number' by the 'Points worth' to get your total points for each challenge.

Step 3: Add up all the numbers in the 'Total points' column to find out your weekly total.

Challenge	Number		Points worth		Total points
Coloured in box		X	10	=	
Daily bonus			100		
3 in a row			50		
1 of each			20		

Weekly Total:





MY DAILY PLANNER

Tasks I'm going to do today:

Date: _____

Subject	Task	🕒 Started	🕒 Finished	☑ Completed

Targets

I am going to complete _____ tasks today.

When I finish _____ tasks, my reward is _____.

Decide your reward with your parents and write it in the space above.

Rewards ideas!



- Win a sticker
- Play on a computer game or tablet
- Choose a snack and a drink
- Talk to a friend
- Play a game with a family member
- Draw a picture
- Do some colouring
- Watch a video
- Practice a dance

My doodle space



Glasses of water I've had today





MY NEW WORDS

New words I've learnt	Translation	Type of word	Definition	How will I remember this word?
majestic	majestätisch ВЕЛИЧЕСТВЕННЫЙ مهيبة	adjective	Large and impressive	We saw the majestic mountains 



TOPIC SUMMARY

Subject _____ Topic: _____

What I did



What I need to remember about this topic



Important words



<input type="text"/>	<input type="text"/>
<input type="text"/>	<input type="text"/>
<input type="text"/>	<input type="text"/>
<input type="text"/>	<input type="text"/>

Key dates & numbers



<input type="text"/>
<input type="text"/>
<input type="text"/>
<input type="text"/>

Questions I want to ask about this topic



This topic is connected to other subjects because...





MY HOME LEARNING REFLECTION

Date: _____

My learning

Today I completed *a few of/some of/a lot of/all* my tasks.

The easiest task I did was _____ because _____

The most difficult task I did was _____ because _____

I enjoyed learning about _____

A fun fact I learned today is _____

My feelings



I feel _____

because _____

Something that made me smile today was _____

My picture of the day

Blank space for drawing a picture of the day.

My thought of the day



My diary





FAKE NEWS

Citizenship

Related FlashAcademy lessons:

Beginner > History > Recording events

Beginner > History > Finding evidence I

Intermediate > History > Finding evidence II

Beginner > Science > Investigation words

You look at your tasks for the day and see that you need to **find out** information about a current topic. Where do you start? When you're doing research at home, you don't have the **option** of putting your hand up to ask your teacher for help. Nowadays, we have access to endless information on the internet, but unfortunately, not everything you read online is true. One way to make sure your information is correct is to check your sources. Anyone can **edit** a website like Wikipedia, so although it is a good place to start for basic information, make sure you scroll down to see the sources. Click on the links to go to the website where the information was originally posted. Can you **verify** that it is true? Usually, if information is factual, there will be multiple sources confirming it.



If we see a headline that says 'Studies show...' it is natural to trust that it is based on scientific fact. However, can you find the studies it mentions, and does the article actually reflect the conclusions? If you see a news story that is similar to what you already believe, it's very easy to think that it's true when it may not be. You should be prepared to question everything! Now that social media is so popular, it is very easy for people to share information without checking that it is **accurate**, so fake news stories can spread quickly. If you see a story on social media, try to find out where the story has come from. Is it from a genuine news website? Can you find out any more information about the organisation or person who **published** it?

Match the words with a synonym:

published

verify

find out

option

edit

accurate

•

•

•

•

•

•

•

•

•

•

•

•

choice

posted

correct

check

discover

change

Read the text again and answer the questions:

1 How can you check that information on Wikipedia is correct?

2 Explain one way you can confirm that your information is factual.

3 Why do we trust headlines that start with 'Studies show...'?

4 Should we believe news stories that are similar to what we believe?

5 Why does fake news spread so quickly nowadays?

6 What can you do to check that stories on social media are true?



Discuss with a friend, teacher, or your class

Do you think you can spot fake news stories easily?

Why do you think people might want to put untrue or inaccurate stories online?

Which websites do you think you can trust?

Why/why not?



Challenge!

Find examples of 'fake news' stories online. How can you tell they are not true? Write a news article about fake news.





ONLINE RESEARCH

Subject

What do you need to find out?

What are the key words you are going to search for online? Write them here and check your spelling carefully.

If your key words don't give you the information you need, what other words could you search for?

I found out...	Website:
<input type="text"/>	

I found out...	Website:
<input type="text"/>	

I found out...	Website:
<input type="text"/>	

Can you trust the websites you used? Why?

Did you find out similar information on the different websites? **Yes / No**

Have you checked your facts by looking in different places? **Yes / No**



FlashAcademy®

for home learning

With home learning becoming increasingly important, it can be challenging to ensure all ability levels and needs are catered for.



Our award-winning language learning platform is the perfect home-learning support tool for pupils with EAL and all pupils with literacy or MFL needs.



Quick to set up

We can get you onboarded immediately!



Easy to Access

On PC, Tablet and smartphone



Simple to track

Track all pupil progress and set work remotely

During school closure, FlashAcademy® is forming a central part of our strategy of how we continue the learning process, albeit in a virtual way. Children love it so much that the usage is continuing at home with their families, on tablets, PC's, laptops and phones, all in a way we can easily track.

Claire Evans, Deputy Head, Anderton Park Primary



www.flashacademy.com



hello@flashacademy.com



0121 724 0854