

# DIRECTION

Maths - Beginner (KS-1/2)

**Learning outcomes:** To be able to follow and carry out different directions.

## Game 1 Instructions - Following simple directions



- Select a destination in the classroom, e.g. a chair.
- Place the “vocabulary cards” so all pupils can see them (page 2).
- Nominate a pupil who is going to be following the directions.
- Start by giving the selected pupil the first direction to get to the destination point, e.g. walk 8 steps forward.
- Ask another pupil to provide the next direction for the selected pupil to follow (using the vocabulary cards for support).
- Continue to ask different pupils to provide directions until the selected pupil reaches their destination point.
- Repeat the activity with different pupils.

### Materials required:

- “Vocabulary cards” sheet (page 2).

## Game 2 Instructions - Writing simple directions



- Place the “destination pictures” (page 3) around the classroom etc.
- Ask pupils work in small groups.
- Give each group a “destination picture”.
- On whiteboards, ask pupils to write a set of directions on how to get to their destination.
- Encourage pupils to checking and reviewing their directions to ensure they are accurate.
- Once completed, ask the pupils to swap their directions with another group to see if they can follow them.
- Encourage the pupils to peer-assess their writing.

### Materials required:

- “Destination pictures” sheet (page 3).

### Challenge!


Game 1: Pupils can work in pairs to provide each other with different directions.






# VOCABULARY CARDS


Maths



**Left**



**Right**



**Up**




**Down**




**Forward**



**Back**



**Sideways**



**Turn**

Created by the FlashAcademy® Education Team

**Do you have an EAL resource idea?** If so, we'd love to hear from you. Send your resources/ideas/sketches to [team@flashacademy.com](mailto:team@flashacademy.com) and if selected, we'll design it up for you and share it with the EAL community.

More resources like this available on the FlashAcademy Dashboard at [edu.flashacademy.com](http://edu.flashacademy.com).

# DESTINATION PICTURES

Maths



**Shops**



**Train station**




**Traffic lights**



**Home**



**School**



**Park**

Created by the FlashAcademy® Education Team

**Do you have an EAL resource idea?** If so, we'd love to hear from you. Send your resources/ideas/sketches to [team@flashacademy.com](mailto:team@flashacademy.com) and if selected, we'll design it up for you and share it with the EAL community.

More resources like this available on the FlashAcademy Dashboard at [edu.flashacademy.com](https://edu.flashacademy.com).