



FORCES

Science
Beginner (KS1/2)

Learning outcomes: To be able to identify key vocabulary for forces.

Instructions:



- Print “Forces” worksheet (pages 2) for each pupil.
- Give each pupil a sheet.
- Drill pronunciation of vocabulary.
- Ask pupils to match the words and pictures together.
- Ask pupils to check their answers with a neighbour.

Materials required:

- “Forces” sheet (pages 2).

Created by the FlashAcademy® Education Team

Do you have an EAL resource idea? If so, we’d love to hear from you. Send your resources/ideas/sketches to team@flashacademy.com and if selected, we’ll design it up for you and share it with the EAL community.

More resources like this available on the FlashAcademy Dashboard at edu.flashacademy.com.



FORCES

Science
Beginner (KS1/2)

Fill in the missing letters and draw a line to match the words to each picture.

gravity


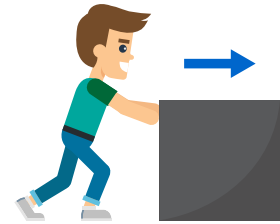
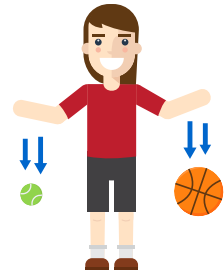
_pe_d

t_ _ul_

to t_is_

st_e_gt_

_o pu_h



Word bank:

gravity

to pull

strength

speed

to twist

to push