

RACHEL'S FAMILY TREE

Family, Friends & Pets
Beginner (KS1/2)

Learning outcomes: Pupils are able to communicate with a partner to describe a family tree.

Instructions



- Print “Rachel’s Family Tree” sheet (page 2).
- Put pupils in pairs and give part A to one student in each pair and part B to the other.
- Tell pupils that they must not look at their partner’s paper.
- Explain to the class that they should take turns to ask their partner questions to find the missing information on their family tree.
- Students use the vocabulary provided on the sheet to find out the names of all of Rachel’s family.
- Ask pupils to compare answers when both have a completed family tree.
- Review the family tree as a class.

Materials required:

- “Rachel’s Family Tree ” sheet (page 2).

Tip!

Review the family tree as a class by asking questions about different relatives.



Created by the FlashAcademy® Education Team

Do you have an EAL resource idea? If so, we’d love to hear from you. Send your resources/ideas/sketches to team@flashacademy.com and if selected, we’ll design it up for you and share it with the EAL community.

More resources like this available on the FlashAcademy Dashboard at edu.flashacademy.com.



RACHEL'S FAMILY TREE


Family, Friends & Pets

Vocabulary

Who is Rachel's sister?
Who is Rachel's mother?




James








Richard



Isabelle









Rachel



Sara



Harry






RACHEL'S FAMILY TREE

Family, Friends & Pets

Vocabulary


Who is Rachel's father?
Who is Rachel's sister?




Margaret



Sally





Philip



Mathew



Rachel



Kate