



# DESCRIPTIVE WRITING KITS: ABANDONED TREE HOUSE

English Language - Beginner (KS1/2)

**Learning outcomes:** To be able to describe a scene using the different senses.

## Instructions - Abandoned Tree House



- Print “Snapshot Screen” sheet (page 2) in colour.
- Print “Senses Word Mat” sheet (page 3) for each pupil.
- Stick or project “Snapshot Screen” sheet on the whiteboard.
- Ask pupils to imagine that they are in the scene.
- Give each pupil a copy of “Senses Word Mat” sheet (page 3).
- Ask pupils to complete their worksheet.

## Materials required:

- “Snapshot Screen” sheet (page 2)
- “Senses Word Mat” (page 3)

### Tip!

Download “My Story!” resource from FlashAcademy website to complement this lesson!



Created by the FlashAcademy<sup>®</sup> Education Team

**Do you have an EAL resource idea?** If so, we’d love to hear from you. Send your resources/ideas/sketches to [team@flashacademy.com](mailto:team@flashacademy.com) and if selected, we’ll design it up for you and share it with the EAL community.

More resources like this available on the FlashAcademy Dashboard at [edu.flashacademy.com](https://edu.flashacademy.com).





**DRAW** what you think might happen next

**DESCRIBE** the scene

---



---



---



---



---



---







---



---

**WORD BANK** Can you think of your own?

<p><b>See</b></p> <p>muddy</p>  <p>wildlife</p> <p>trees</p> <p>greenery</p>	<p><b>Hear</b></p> <p>echoes</p>  <p>rustling</p> <p>snapping</p> <p>trees swaying</p>
<p><b>Smell</b></p> <p>pungent</p>  <p>earthy</p> <p>damp</p> <p>musty</p>	<p><b>Feel</b></p> <p>gritty</p>  <p>wet</p> <p>soggy</p> <p>rough</p>