

# CLASSROOM OBJECTS

School Essentials - Beginner (KS1/2)

**Learning outcomes:** To be able to identify common classroom objects.

## Activity Instructions



- Print “Classroom Objects” sheet (page 2 and 3) for each pupil.
- Drill pronunciation of the common classroom objects.
- Ask pupils to complete activity A (page 2) by tracing over the vocabulary then matching the words to the correct pictures.
- Compare answers with a partner, then go through the answers as a class.
- Ask pupils to complete activity B and C (page 3) by writing the correct word under each picture and filling in the gaps of the sentences. Encourage pupils to attempt the activities without looking back at page 2.
- Compare answers as a class.

## Materials required:

- “Classroom Objects” sheet (page 2 and 3)

### Tip!

Get pupils to label objects in the room with sticky notes!



Created by the FlashAcademy® Education Team

**Do you have an EAL resource idea?** If so, we’d love to hear from you. Send your resources/ideas/sketches to [team@flashacademy.com](mailto:team@flashacademy.com) and if selected, we’ll design it up for you and share it with the EAL community.

More resources like this available on the FlashAcademy Dashboard at [edu.flashacademy.com](https://edu.flashacademy.com).




# CLASSROOM OBJECTS

School Essentials - Beginner (KS1/2)


A. Trace the classroom words then match to the correct picture.



pencil



rubber



clock



ruler




table



notebook



scissors



pen



whiteboard



# CLASSROOM OBJECTS

School Essentials - Beginner (KS1/2)

## B. Write the correct word under the picture.



\_\_\_\_\_

-----

\_\_\_\_\_



\_\_\_\_\_

-----


\_\_\_\_\_



\_\_\_\_\_

-----

\_\_\_\_\_



\_\_\_\_\_

-----

\_\_\_\_\_



\_\_\_\_\_

-----

\_\_\_\_\_



\_\_\_\_\_

-----

\_\_\_\_\_

## C. Fill in the gaps with the correct classroom object word.

1. You use a  or a  to write.
2. You sit on a .
3. To tell the time, look at a .
4. The teacher writes on the .
5. You use  to stick things together.
6. If you make a mistake with a pencil, use a  to correct it.
7. You use  to cut paper.