



ROPA

Spanish - Beginner (KS1/2)

Learning outcomes: To be able to identify items of clothing in Spanish.

Game instructions



- Print “Ropa” sheet (pages 2 and 3) for each pupil
- Give each pupil a copy of the worksheets
- Drill pronunciation of clothes vocabulary
- Ask pupils to complete their worksheet
- Ask pupils to swap their answers with a neighbour
- Check answers with the whole class

Materials required:

- “Ropa” sheet (pages 2 and 3)

Created by the FlashAcademy® Education Team

Do you have an MFL resource idea? If so, we’d love to hear from you. Send your resources/ideas/sketches to team@flashacademy.com and if selected, we’ll design it up for you and share it with the MFL community.


More resources like this available on the FlashAcademy Dashboard at edu.flashacademy.com.



ROPA

Spanish - Beginner (KS1/2)

jersey



gorro



guantes



bufanda



zapatillas

Created by the FlashAcademy® Education Team

Do you have an MFL resource idea? If so, we'd love to hear from you. Send your resources/ideas/sketches to team@flashacademy.com and if selected, we'll design it up for you and share it with the MFL community.


More resources like this available on the FlashAcademy Dashboard at edu.flashacademy.com.




ROPA

Spanish - Beginner (KS1/2)

rebeca



camiseta




pantalones



vestido



Shorts



Created by the FlashAcademy® Education Team

Do you have an MFL resource idea? If so, we'd love to hear from you. Send your resources/ideas/sketches to team@flashacademy.com and if selected, we'll design it up for you and share it with the MFL community.

More resources like this available on the FlashAcademy Dashboard at edu.flashacademy.com.