

LOWERCASE LETTERS

Phonics - Beginner (KS1/2)

Learning outcomes: To be able to write the lowercase letters of the alphabet.

Activity Instructions



- Print “Alphabet” sheet (page 2) and “Lowercase Letters” worksheet (page 3 and 4) for each pupil.
- Give each pupil the “Alphabet” sheet (page 2).
- Drill pronunciation of the uppercase letters.
- Drill pronunciation of the lowercase letters.
- Give pupils a copy of “Lowercase Letters” worksheet (page 3 and 4).
- Ask pupils to complete “Lowercase Letters” worksheet (page 3 and 4).
- Ask pupils to compare their answers with a neighbour.

Materials required:

- “Alphabet” poster (page 2)
- “Lowercase Letters” worksheet (page 3)

Tip!

Get pairs to test each other by saying an uppercase letter and their partner saying the lowercase.



Created by the FlashAcademy® Education Team

Do you have an EAL resource idea? If so, we'd love to hear from you. Send your resources/ideas/sketches to team@flashacademy.com and if selected, we'll design it up for you and share it with the EAL community.

More resources like this available on the FlashAcademy Dashboard at edu.flashacademy.com.

ALPHABET






Phonics - Beginner (KS1/2)

THE ALPHABET LETTERS

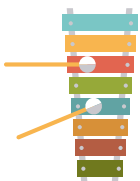


Aa Bb Cc Dd Ee Ff Gg Hh Ii



Jj Kk Ll Mm Nn Oo Pp Qq Rr



Ss Tt Uu Vv Ww Xx Yy Zz



LOWERCASE LETTERS

Phonics - Beginner (KS1/2)

Write the lowercase of each letter between the lines provided.



































LOWERCASE LETTERS

Phonics - Beginner (KS1/2)

Write the lowercase of each letter between the lines provided.



