

ALPHABET

Phonics - Beginner (KS1/2)

Learning outcomes: To be able to identify letters of the English alphabet.

Activity Instructions



- Print “Alphabet” poster (page 2) and “Alphabet worksheet” (page 3) for each pupil.
- Give each pupil a copy of the worksheets.
- Drill pronunciation of the English alphabet with the class.
- Drill pronunciation of alphabet vocabulary with the class.
- Ask pupils to complete “Alphabet worksheet” (page 3).
- Ask pupils to compare their answers with a neighbour.

Materials required:

- “Alphabet” poster (page 2)
- “Alphabet worksheet” (page 3)

Tip!

Play and sing the alphabet song!



Created by the FlashAcademy® Education Team

Do you have an EAL resource idea? If so, we’d love to hear from you. Send your resources/ideas/sketches to team@flashacademy.com and if selected, we’ll design it up for you and share it with the EAL community.

More resources like this available on the FlashAcademy Dashboard at edu.flashacademy.com.

ALPHABET

Phonics - Beginner (KS1/2)

THE ALPHABET LETTERS

A



B



C



D



E



F



G




H




I



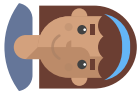
J



K



L



M




N




O




P



Q




R



S



T




U



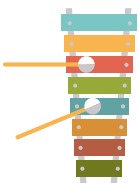
V



W



X



Y



Z



ALPHABET

Phonics - Beginner (KS1/2)

Write the missing letter for each word,



_pple



_at



_og



_lower



_ree

123..

_umber

Write the correct word for each picture.







